



Stern- und Planetenentstehung

Virtual Classroom Information

Markus Röllig – SS 2020

General

- Teaching start: **21.04.2020**
- All courses will be **online only!**
- Registration details tbd.
- This includes tutorials and exercises.
- Changes during the semester possible.
- [Official Uni Webpage](#)

Course Webpage – Course Reference

- All official course material will be provided here https://exp-astro.de/star_formation/
 - Lecture notes
 - Pre-recorded course videos
 - Other material

Lecture

- Video lectures and lecture notes are available 1 week before lecture
- Zoom session for questions on the lecture: Tuesday 12:00

This will be a Zoom session. The Zoom login info will be published on the course webpage only shortly before the meeting (clickable link) to minimize security issues.

We can optionally shift the time for the online meeting!

Lecture – First Week

- Video and lecture notes available on **Tuesday, 14.04.2020 10:00**
- Zoom session for first lecture: **Tuesday, 21.04.2020 10:00**

Zoom Info available ~ 30 minutes before the session at 12:00

Zoom

- Zoom is an **online meeting platform** <https://zoom.us/>
 - Video/voice/chat/screen sharing
 - All platforms (Windows/Linux/Mac OS/Android/iOS)
- Zoom will be our **virtual classroom.**
- Countless intro videos on YouTube:

https://www.youtube.com/watch?v=PRd4iqU_6EI
<https://www.youtube.com/watch?v=0hyihtZ2liY>



Zoom - desktop

chat

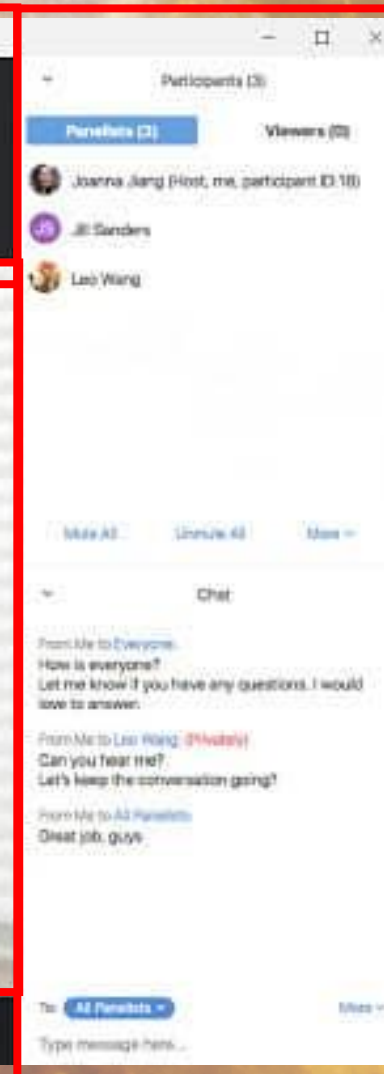
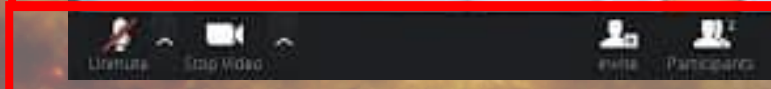
participants
view




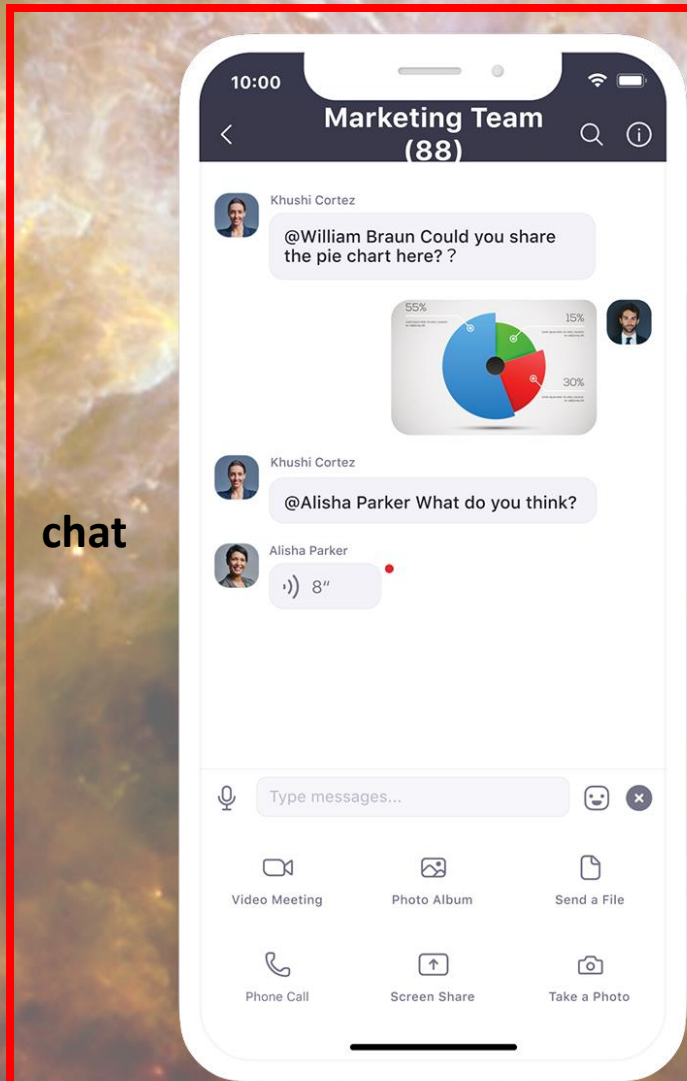
speaker
view



controls



Zoom - phone



Virtual lecture/meeting etiquette

- **Test your video and audio** before your meeting at <https://zoom.us/test>
- Join early – up to 5 minutes before the meeting start time
- Eliminate distraction
 - Switch off all notifications, popups, etc.
 - Ensure a quiet environment
 - Mute your microphone when not talking
 - Try to avoid talking over / at the same time as other participants
 - Ensure that you have a clean, appropriate background
 - Be aware you are on camera and try to avoid doing other tasks, checking emails, looking at your phone etc.
 - Use a headset

Virtual etiquette

- <https://blog.zoom.us/wordpress/2019/11/27/video-meeting-etiquette-tips/>
- <https://www.gend.co/blog/best-practice-tips-for-using-zoom>
- <https://www.rasmussen.edu/student-experience/college-life/netiquette-guidelines-every-online-student-needs-to-know/>
- <https://www.rasmussen.edu/student-experience/college-life/netiquette-guidelines-every-online-student-needs-to-know/>
- <https://achievevirtual.org/7-rules-for-online-etiquette/>

Virtual studies

PLEASE - TRY TO REALLY LIMIT PERSONAL CONTACT

There are many possibilities to study in online teams

- Collaboratively work on documents
 - <https://cryptpad.fr/>
 - <https://docs.google.com>
 - <https://www.overleaf.com/> (collaborative LaTeX editor)
- File Exchange
 - Dropbox, OneDrive,
- Be creative: e.g. meet in WoW and chat over discord.
- https://www.ulb.uni-muenster.de/lotse/wiss_arbeiten/teamarbeit.html

Student presentation

- To get a graded certificate students need to give a short (15 min) presentation on a special topic.
- This will also take place during the weekly Zoom meetings.
- Details will be discussed during the lecture.